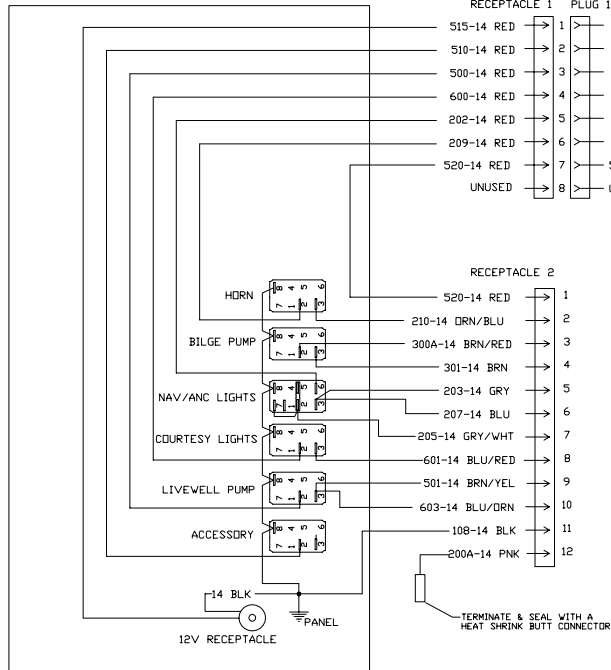


Boston Whaler, Inc.

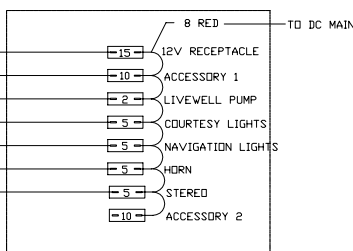
DWG. NO. PB190NT11

SWITCH & INSTRUMENT PANEL

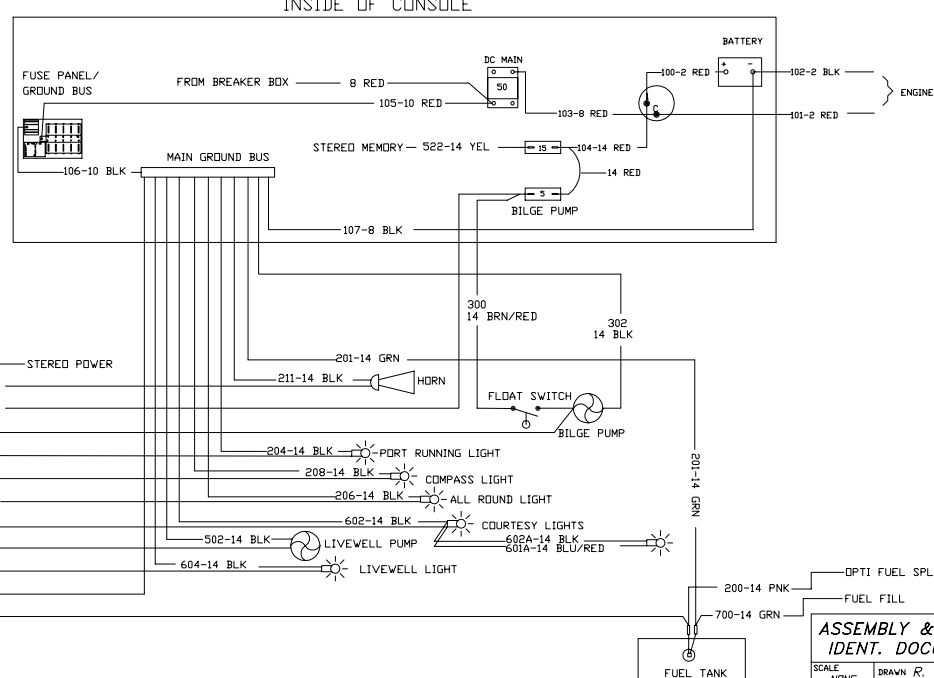


- RECEPTACLE 1 PLUG 1
- 515-14 RED → 1
 - 510-14 RED → 2
 - 500-14 RED → 3
 - 600-14 RED → 4
 - 202-14 RED → 5
 - 209-14 RED → 6
 - 520-14 RED → 7
 - UNUSED → 8

- RECEPTACLE 2
- 520-14 RED → 1
 - 210-14 DRN/BLU → 2
 - 300A-14 BRN/RED → 3
 - 301-14 BRN → 4
 - 203-14 GRY → 5
 - 207-14 BLU → 6
 - 205-14 GRY/WHT → 7
 - 601-14 BLU/RED → 8
 - 501-14 BRN/YEL → 9
 - 603-14 BLU/DRN → 10
 - 108-14 BLK → 11
 - 200A-14 PNK → 12



INSIDE OF CONSOLE



- PLUG 2
- 520-14 RED → STEREO POWER
 - 210-14 DRN/BLU
 - 300A-14 BRN/RED
 - 301-14 BRN
 - 203-14 GRY
 - 207-14 BLU
 - 205-14 GRY/WHT
 - 601-14 BLU/RED
 - 501-14 BRN/YEL
 - 603-14 BLU/DRN
 - 108-14 BLK
 - 200A-14 PNK

ASSEMBLY & PARTS IDENT. DOCUMENT

SCALE	NONE	DRAWN	R. CRAVEN
DATE	04/01/03	CHKD.	X
		DESIGN	X
		MFG.	X

ENGINEERING DEPARTMENT

CODE	DESCRIPTION	DATE	BY	APPD	TITLE
-	2004 MODEL YEAR UPDATE	11/17/03	RAL		WIRING DIAGRAM 190NT
	REVISIONS				